



District Report Card: 2017


State: Bihar	District: Pashchim Champaran
Class: 5	Subject: Language
Schools: 61	Students: 1483


Participation/Coverage


Students

<div>GENDER</div> <div></div>	Boys		Girls	
	Number	%	Number	%
	689	46.46	794	53.54

<div>AREA</div> <div></div>	Rural		Urban	
	Number	%	Number	%
	1393	93.93	90	6.07

<div>CATEGORY</div> <div></div>	SC		ST		OBC		GEN	
	Number	%	Number	%	Number	%	Number	%
	230	15.51	115	7.75	1026	69.18	112	7.55

<div>CWSN</div> <div></div>	LD	VI	HI	S&LD	ID	Oth
	0	2	0	0	3	3

<div>Management</div> <div></div>	Government		Government-aided	
	Number	%	Number	%
	1453	97.98	30	2.02

Average Performance of Students in Language (%)

Overall	Gender		Area		Management		Social Group			
	Male	Female	Rural	Urban	Govt.	Aided	SC	ST	OBC	GEN
61.65	61.80	61.51	61.59	62.44	61.61	63.56	63.22	54.09	61.28	69.52

Performance on Learning Outcomes (LOs)

Learning Outcomes	Description	Average Performance(%)
L504	Reads and comprehends independently storybooks, news items/ headlines, advertisements etc.	58.02
L508	Reads text with comprehension, locates details and sequence of events	63.46

Range of Performance of Students who Answered Correctly							
Below 30%		30% - 50%		50% - 75%		Above 75%	
Number	%	Number	%	Number	%	Number	%
136	9.17	310	20.90	644	43.43	393	26.50

Lowest Performing Learning Outcomes (LOs)

- 1 - Reads and comprehends independently storybooks, news items/ headlines, advertisements etc. (58.02)
- 2 - Reads text with comprehension, locates details and sequence of events (63.46)